







EXPEDITION ROUTE TRACING	
DATA KEY	SCALE 1:50000
NAME OF LEADER	
LEVEL (BRONZE, SILVER OR GOLD)	
PRACTICE OR ASSESSMENT	
TOTAL NUMBER IN THE GROUP	
EXPEDITION START DATE	
EXPEDITION FINISH DATE	

TRACING KEY		COLOUR
MAIN ROUTES		BLACK
ESCAPE ROUTES		RED
LOW LEVEL ROUTES		GREEN
TEL. CHECK POINTS		BLACK
EMERGENCY TEL.		RED
CAMPS		BLUE

SUMMARY KEY		
DISTANCE DAY		KM
DISTANCE DAY		KM
DISTANCE DAY		KM
DISTANCE DAY		KM
TOTAL DISTANCE		KM
CAMP NIGHT 1	NAME:	GRID REF:
CAMP NIGHT 2	NAME:	GRID REF:
CAMP NIGHT 3	NAME:	GRID REF:

GROUP NAMES	AGE (Y/M) AT TIME OF EXPEDITION	EMERGENCY PARENTAL CONTACT NUMBER	LEVEL (BA, SA, GP, GA)	DETAILS OF LAST EXPEDITION. (LOCATION AND DATE)

Tracing Information Sheet. To be completed and submitted with the tracing.